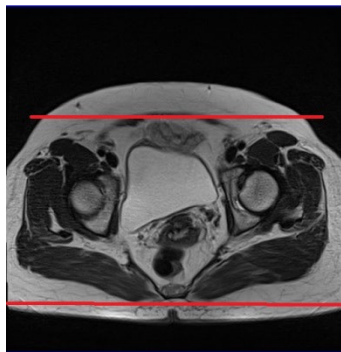


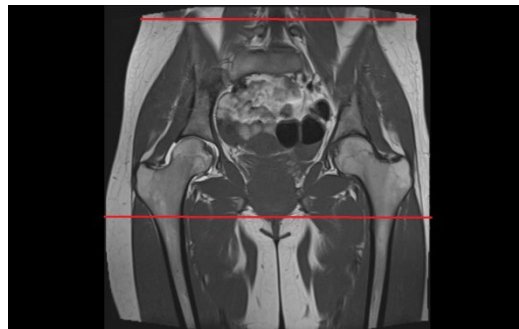
Routine Pelvis/Hips

Application Examples: Hip pain, fracture, AVN

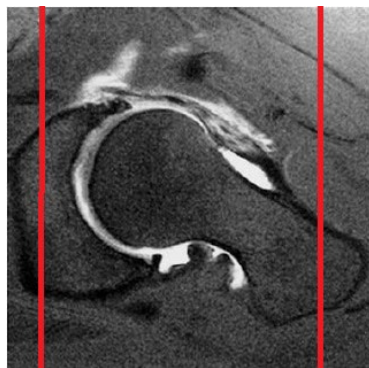
Sequence	FoV	Thickness	Gap
Entire Hip			
Coronal T1	35.0	4.0mm	1mm
Coronal Stir	35.0	4.0mm	1mm
Axial T1	35.0	4.0mm	1mm
Axial Stir/Axial T2 FS	35.0	4.0mm	1mm
If for hip, add following sequences of affected hip			
Coronal T2 FS	18.0	3.0mm	0.3mm
Axial T2 FS	18.0	3.0mm	0.3mm
Sagittal T2 FS	18.0	3.0mm	0.3mm



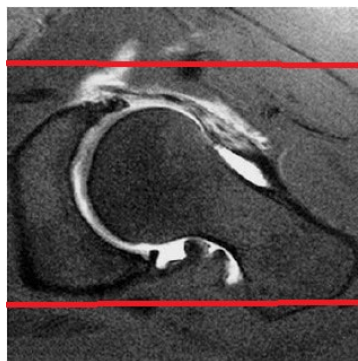
Coronal Coverage Entire Pelvis



Axial Coverage Entire Pelvis



Sagittal T2 FS of affected Hip



Coronal T2 of affected Hip